

Reading Basics (for ages 4-6)

Let's learn about the letter E!

Instructions for Parents

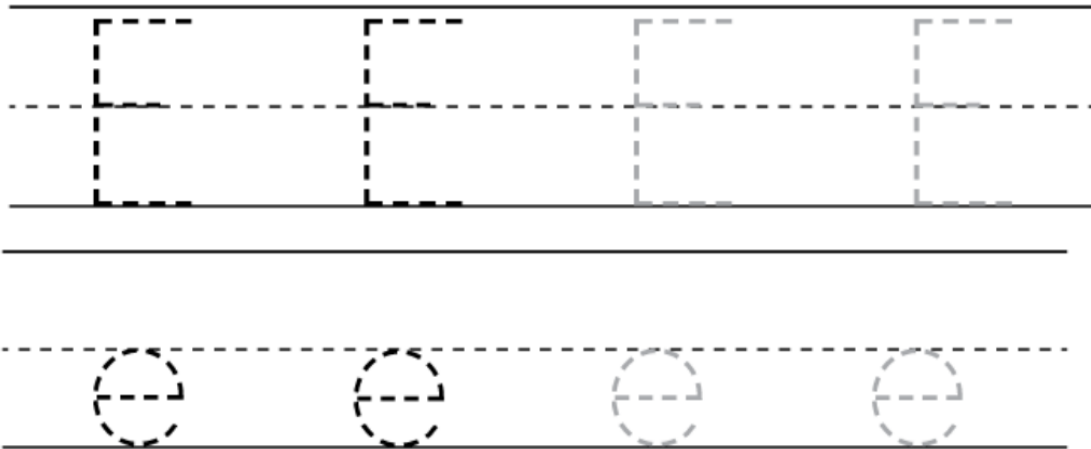
Say: **This is the letter E. This is a big E. This is a little E.**

E e

Say: **Let's trace the big E and the little E with our fingers.**

Say: **The letter E makes the sound /e/ like elephant. Can you pretend to be an elephant and wave your trunk while we make the /e/ sound?**


Say: **Let's practice tracing the letter E with a crayon.**



Say: **When two E's are next to each other, they create a special sound: /ee/ as in whee. Let's pretend we're riding a rollercoaster and make the /ee/ sound together.**

ee


Say: Great job! Let's practice the /e/ and the /ee/ sounds some more. I'm going to say some words, and you will circle whether the sound you heard was the /e/ sound with one E, or the /ee/ sound with two E's.



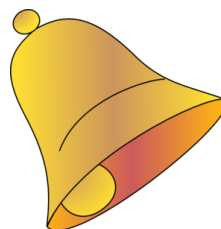
E or ee




E or ee



E or ee



E or ee




E or ee




E or ee



E or ee



E or ee



E or ee



E or ee