

Reading Basics (for ages 4-6)

Let's learn about the vowels! For the purpose of keeping this simple for your little one, we'll leave the letter Y for another time.

Instructions for Parents

Say: **Let's learn about vowels! There are 5 special letters in the alphabet. Every word has at least one vowel. The vowels are:**

A E I O U

Say: **Each of these letters makes a short sound and a long sound. For today, let's learn the short sound.**

Point to each picture and read the the phrase.

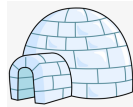
A as in



E as in



I as in



O as in




U as in



Say: **Now we're going to match words with the vowel they start with.**

Help your child match each vowel to the correct word with a crayon.

A




E



I



O



U



Say: **Great job! Let's count the vowels on our hands one last time to practice.**

Hold up a finger for each vowel as you recite them.

A E I O U