

Firehouse Stories



Firehouse Craft

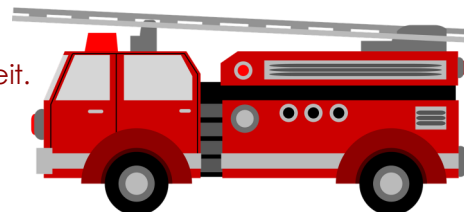
Supplies: paper plate, glue or tape, scissors, crayons or markers, blue paper streamers

1. Draw the spiral on the plate to cut along (optional).
2. Color the plate to look like a fire hose.
3. Cut along the spiral.
4. Color and cut out the hose nozzle.
5. Tape or glue the nozzle to the end of the paper plate spiral.
6. tape or glue blue crepe paper streamers to the end of the nozzle to look like water coming out of the hose.














Did You Know?

- A firefighter's uniform can withstand heat up to 2,200 degrees Fahrenheit.
- They wear 11 - 66 pounds of material and equipment on their body.
- Sometimes they have to work over 24 hours with no sleep.
- Many fires are extinguished by volunteers rather than professional firefighters.



Check out these books about Firefighters

407.742.8888
osceolalibrary.org



Hurry, hurry, drive the firetruck.
Hurry, hurry, drive the firetruck.
Hurry, hurry, drive the firetruck.
Ding, ding, ding, ding, ding.

Hurry, hurry, climb the ladder.
Hurry, hurry, climb the ladder.
Hurry, hurry, climb the ladder.
Ding, ding, ding, ding, ding.

Hurry, hurry, squirt the water.
Hurry, hurry, squirt the water.
Hurry, hurry, squirt the water.
Ding, ding, ding, ding, ding.

