

Let's Go to the Zoo!



Take Me to the Zoo Craft











Supplies : Yellow paper plate, colored pom poms, 1 black pom pom, 2 wiggly eyes, 2 yellow ears, black marker, glue

1. Peel and stick your eyes on the plate.
2. Glue on the ears to the underside of the plate.
3. Draw the mouth.
4. Glue on the black nose.
5. Randomly glue on the rest of the pom poms.



Check out these zoo books for kids!

407.742.8888
osceolalibrary.org



What's your
favorite
animal?

