



Fire Breathing Dragon Craft

Supplies : toilet paper roll, green construction paper, glue stick, 2 wiggly eyes, 2 large green pom poms, 2 small green pom poms, red, yellow, orange streamers, scissors

1. Cut the green construction paper to wrap around the toilet paper roll .
2. Glue the green construction paper around the toilet paper roll.
3. Glue your wiggly eyes to the large pom poms.
4. Cut the streamers in strips for the "fire". Glue inside the "mouth" of the dragon.
5. Glue pom pom eyes for one end and the 2 smaller pom poms to the other for it's "nose".
6. Breath though the end with the eyes to make the "fire" move.












Credit: <https://onelittleproject.com/paper-roll-dragon-craft/> blog

What is a Dragon?

Dragons are actual fictional characters that have specific features in story telling. Dragons are seen as legendary creatures whose features are derived from avian, reptilian and serpentine traits. There are various cultures in the world which feature the dragons in their mythology.

Check out our cool dragon books!

407.742.8888
osceolalibrary.org



5 Green Dragons Song

Five green dragons making such a roar.

One danced away and then there were four.

Four green dragons dancing around a tree.

One danced away and then there were three.

Three green dragons dancing around you.

One danced away and then there were two.

Two green dragons dancing in the sun.

One danced away and then there was one.

One green dragon having lots of fun

She danced away and then there were none.

