

Imagine Your Story:

The Three Little Pigs

Do you remember the story of the 3 Little Pigs? How they all built houses, but only one house was strong enough to keep the big, bad wolf out? Well, imagine what would happen if the illustrator of the story ran out of paint.


That's what happens in the story ***Wait! No Paint!*** by Bruce Whatley. This silly twist on a familiar fairy tale results in some unlikely situations.



Join Ms. Susan
LIVE at 2pm,
Tuesday,
June 16 for a
story and craft
with the items in
your Three Little
Pigs activity
pack!

Follow the link at

[www.Osceolalibrary.org/
Summer-Learning](http://www.Osceolalibrary.org/Summer-Learning)



The Fourth Little Pig STEAM Challenge:


Using the supplied material build a house strong enough too withstand the wind of the Big Bad Wolf.

Supplies Included:

- 20 tooth picks

Other Supplies from Home:

- clay (*see below on how to make your own*)
- paper
- pencil
- fan or hair dryer



1. Using a paper and pencil draw out your plan for a house using the above materials.
2. Use the supplies to make your house.
3. Using a blow dryer or fan on a low setting test your house.
4. Was your design strong enough to keep the Big Bad Wolf out?
5. If not disassemble and try again. If so WAY TO GO!

Share your results on Facebook [@osceolalibrarysystem](#), Twitter or Instagram [@osceolalibrary](#) and use [#olsummerlearning](#).

No Clay?


Here's an easy salt dough recipe:

- 2 Cups all purpose flour
- 1 Cup salt
- 1 Cup water

In a large bowl, mix the flour and salt together.

Slowly add the water, mixing together until a Play-Doh like consistency is reached.

Check out these books too!




ART ACTIVITY: REWRITE THE ENDING

In the book *Wait! No Paint!* By Bruce Whatley, the illustrator runs out of paint and changes the pictures and the story to accommodate the colors of paint he has.

Your job is to rewrite the ending of the story of the Three Little Pigs ... but wait! You have no paint so you must use a variety of items to make your illustrations.

Be creative; use colored paper, cut up old magazines, or find things like leaves or twigs.

Use the cartoon page in your activity pack to draw your alternate ending of the Three Little Pigs.



Share your results on Facebook [@osceolalibrarysystem](#), Twitter or Instagram [@osceolalibrary](#) and use [#olsummerlearning](#).