

Storytime Friends



CHOKING HAZARD: This kit may contain small parts. Parental supervision advised.



Jazzy Butterflies

October 2nd, 2023








Supplies Needed:

- Pipe cleaners
- Popsicle stick
- Wiggly Eyes
- Cupcake liner
- Markers


Directions:

1. Color popsicle stick. This will serve as the body of your butterfly.
2. Roll cupcake liner up and glue the middle of it to the back of the popsicle stick. Then, fan the wings out.
3. Glue two pipe cleaners to the back of the popsicle stick. These are the antennae.
4. Draw a face on your butterfly.



Fly, Fly, Fly the Butterfly

Fly, fly, fly, the butterfly
In the meadow is flying high,
In the garden is flying low,
Fly, fly, fly, the butterfly.



<https://www.mamalisa.com/?t=es&p=5239&c=23>

Five Little Butterflies

Five little butterflies by the door
One flew away , then there were four
Four little butterflies by the tree
One flew away, then there were three
Three little butterflies up in the blue
One flew away, then there were two
Two little butterflies out in the sun
One flew away, then there was one
One little butterfly now all alone

<https://www.bussongs.com/songs/5-little-butterflies>